

Windows Task Manager

Windows XP

- 1 On the keyboard, "simultaneously" press the Control (**Ctrl**), Alternate (**Alt**), and Delete (**Del**) keys

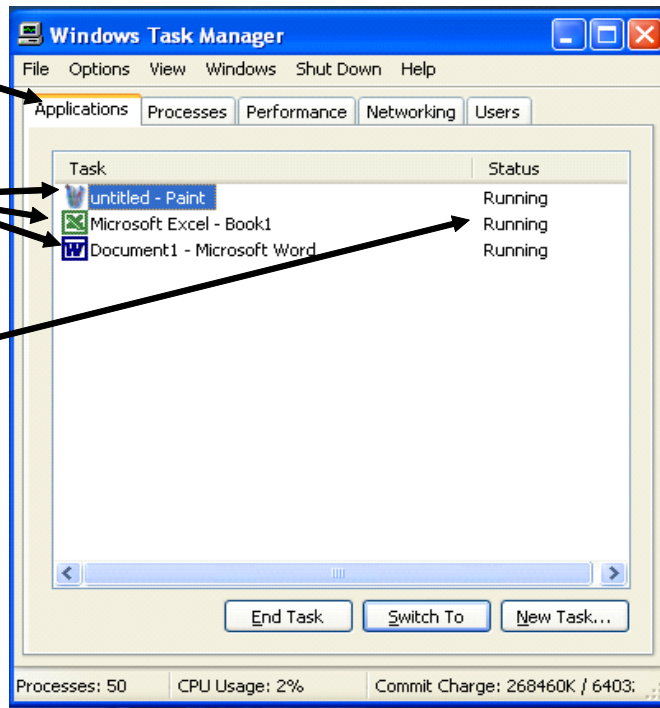


This will launch the **Windows Task Manager** program.

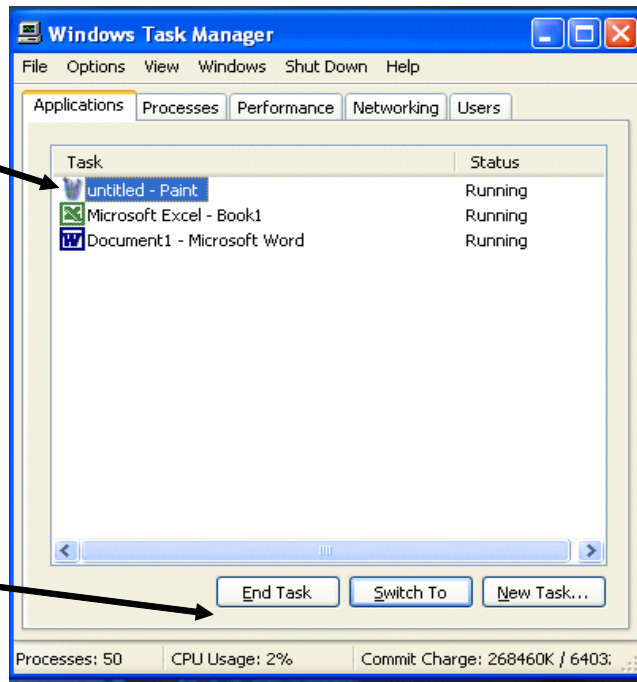
- There are 5 "Tabs" across the top of the Task Manager window.
- 2 Select the **Applications** Tab

Any software applications (programs) that are running will be listed here....

the "**Status**" indicates if the application is "**Running**" ok, or if it is "**Not Responding**"



3 If the Status of an application is "Not Responding", highlight the non-responding program by clicking on it...

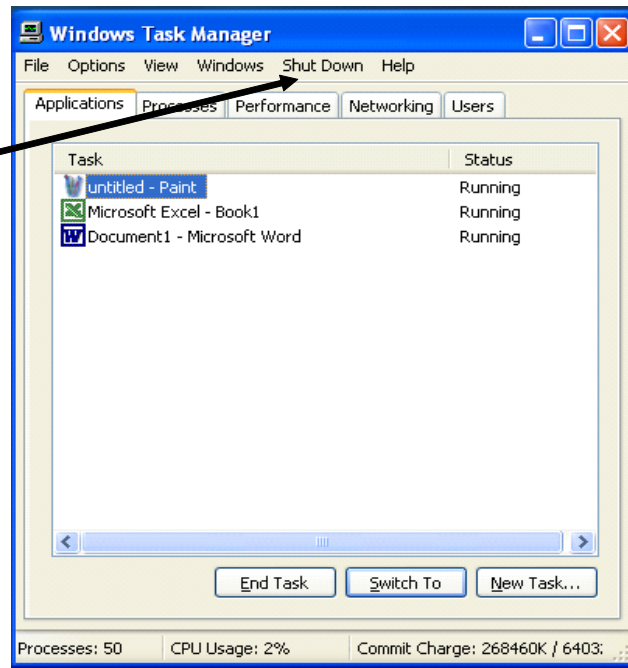


4 Click End Task

This will "close" the non-responding program, and will probably "un-freeze" the computer.

If this does not "un-freeze" the computer, you can reboot it from this window. To **Shut Down** or **Reboot**

5 Click Shut Down



6 Select either **Turn Off**
or **Restart**

